



dapaanz

fostering excellence in addiction practice

annual member survey

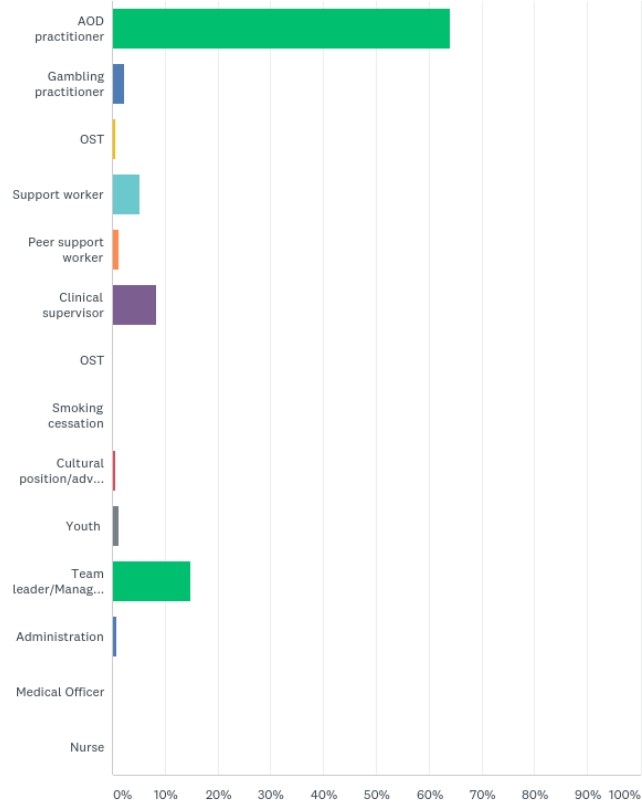
2017

387

Total Responses

Q1: What is your primary role? Please choose one

Answered: 379 Skipped: 8



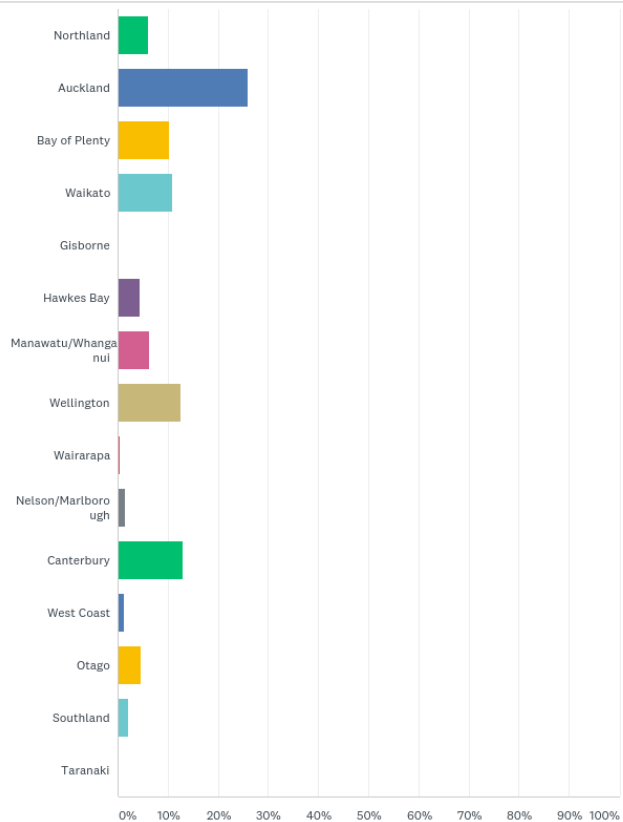
Q1: What is your primary role? Please choose one

Answered: 379 Skipped: 8

ANSWER CHOICES	RESPONSES	
AOD practitioner	64.12%	243
Gambling practitioner	2.37%	9
OST	0.53%	2
Support worker	5.28%	20
Peer support worker	1.32%	5
Clinical supervisor	8.44%	32
OST	0.00%	0
Smoking cessation	0.26%	1
Cultural position/advisor	0.53%	2
Youth	1.32%	5
Team leader/Management	14.78%	56
Administration	0.79%	3
Medical Officer	0.26%	1
Nurse	0.00%	0
TOTAL		379

Q2: Which region are you in?

Answered: 384 Skipped: 3



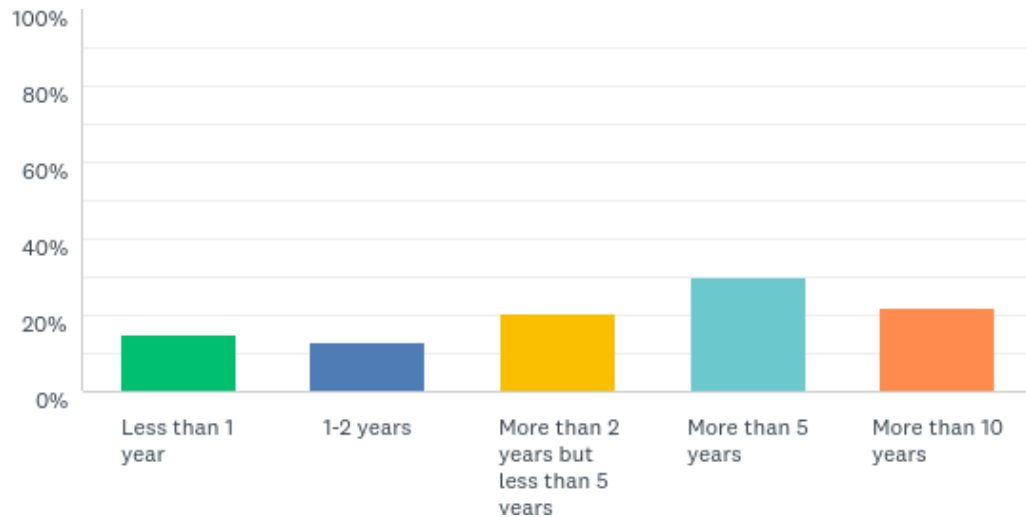
Q2: Which region are you in?

Answered: 384 Skipped: 3

ANSWER CHOICES	RESPONSES	
Northland	5.99%	23
Auckland	26.04%	100
Bay of Plenty	10.16%	39
Waikato	10.94%	42
Gisborne	0.26%	1
Hawkes Bay	4.43%	17
Manawatu/Whanganui	6.25%	24
Wellington	12.50%	48
Wairarapa	0.52%	2
Nelson/Marlborough	1.56%	6
Canterbury	13.02%	50
West Coast	1.30%	5
Otago	4.69%	18
Southland	2.08%	8
Taranaki	0.26%	1
TOTAL		384

Q3: How long have you held your current dapaanz membership/registration?

Answered: 383 Skipped: 4



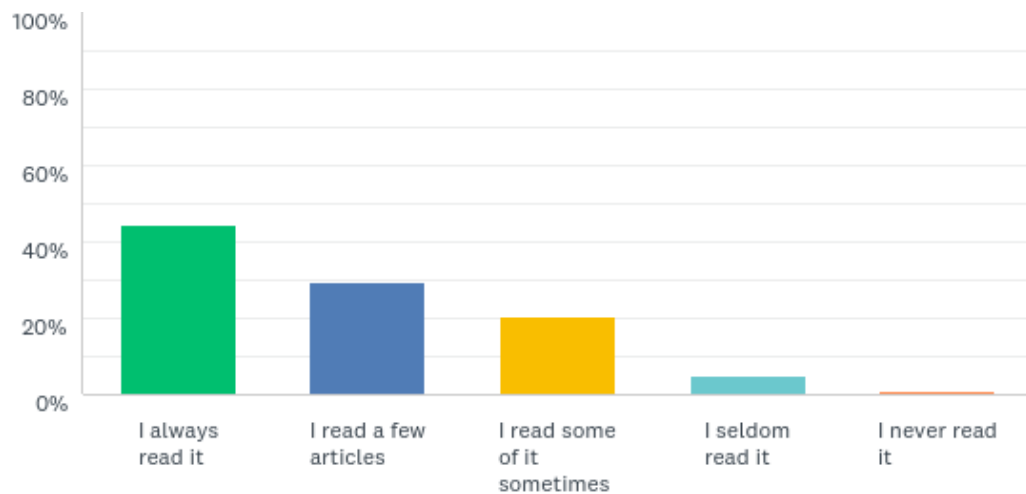
Q3: How long have you held your current dapaanz membership/registration?

Answered: 383 Skipped: 4

ANSWER CHOICES	RESPONSES	
Less than 1 year	14.88%	57
1-2 years	13.05%	50
More than 2 years but less than 5 years	20.37%	78
More than 5 years	29.77%	114
More than 10 years	21.93%	84
TOTAL		383

Q4: Do you read the bulletin?

Answered: 384 Skipped: 3



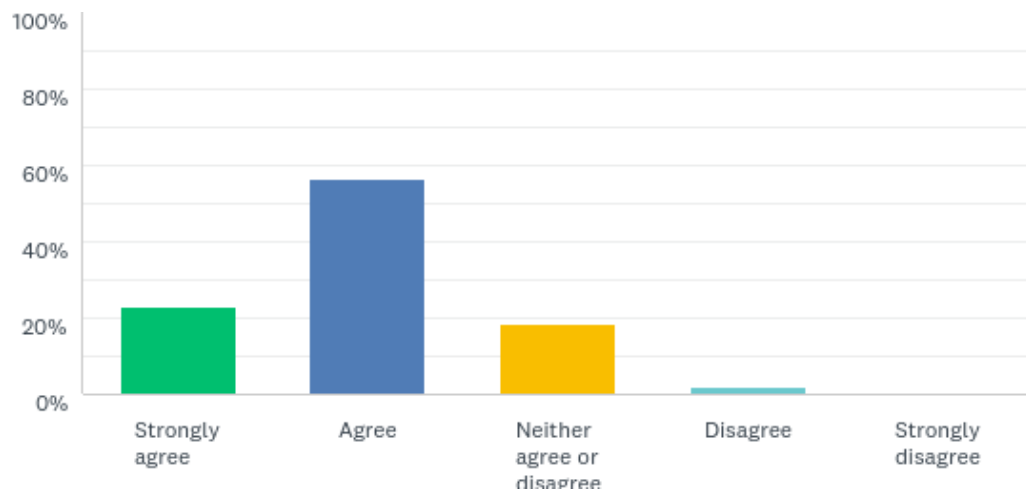
Q4: Do you read the bulletin?

Answered: 384 Skipped: 3

ANSWER CHOICES	RESPONSES	
I always read it	44.27%	170
I read a few articles	29.69%	114
I read some of it sometimes	20.31%	78
I seldom read it	4.95%	19
I never read it	0.78%	3
TOTAL		384

Q5: Is the bulletin relevant?

Answered: 386 Skipped: 1



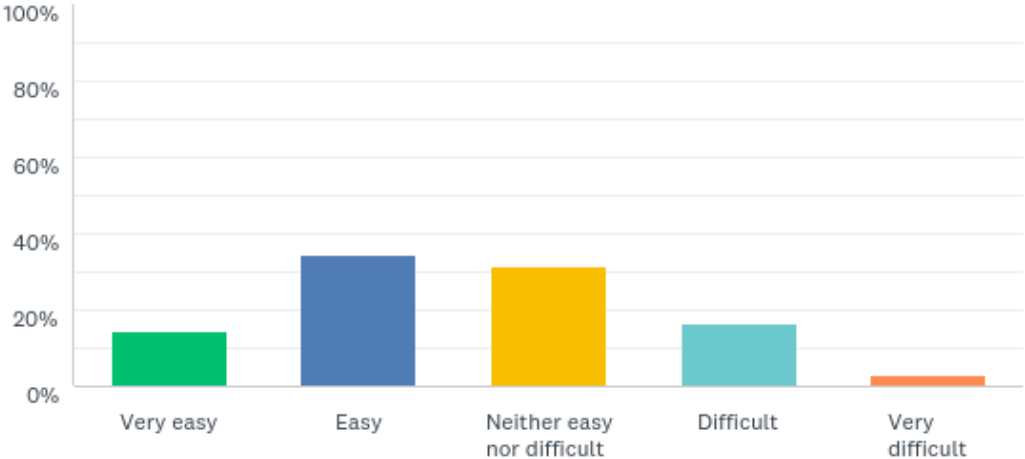
Q5: Is the bulletin relevant?

Answered: 386 Skipped: 1

ANSWER CHOICES	RESPONSES	
Strongly agree	22.80%	88
Agree	56.48%	218
Neither agree or disagree	18.65%	72
Disagree	1.81%	7
Strongly disagree	0.26%	1
TOTAL		386

Q6: How easy or difficult is the application/renewal process?

Answered: 386 Skipped: 1



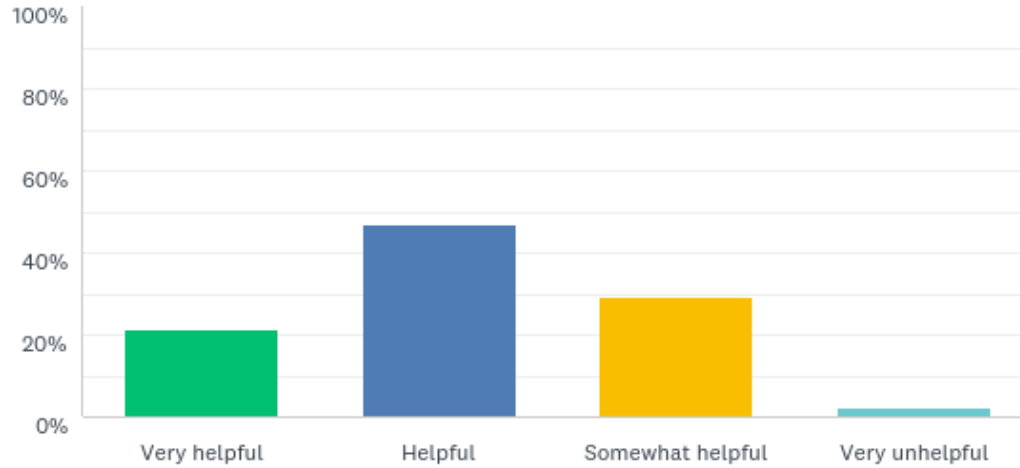
Q6: How easy or difficult is the application/renewal process?

Answered: 386 Skipped: 1

ANSWER CHOICES	RESPONSES	
Very easy	14.51%	56
Easy	34.72%	134
Neither easy nor difficult	31.35%	121
Difficult	16.58%	64
Very difficult	2.85%	11
TOTAL		386

Q7: How helpful do you find the website?

Answered: 381 Skipped: 6



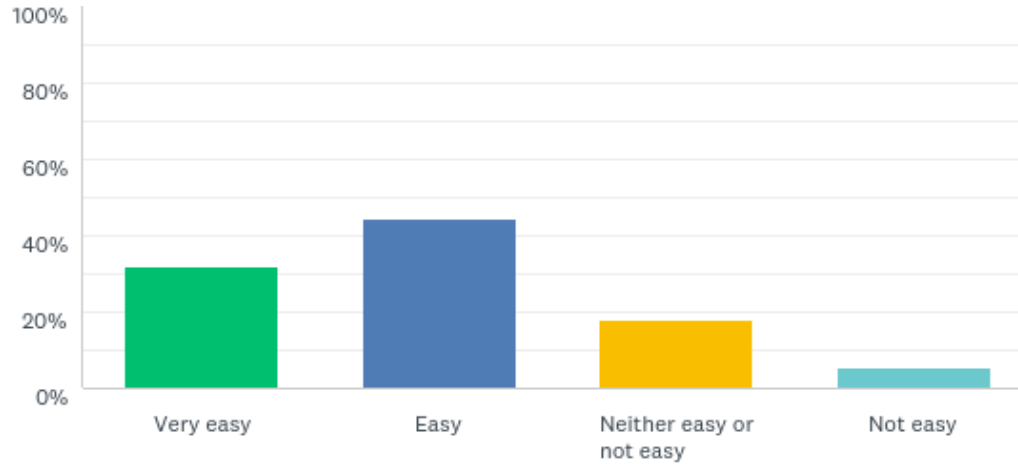
Q7: How helpful do you find the website?

Answered: 381 Skipped: 6

ANSWER CHOICES	RESPONSES	
Very helpful	21.52%	82
Helpful	46.98%	179
Somewhat helpful	29.40%	112
Very unhelpful	2.10%	8
TOTAL		381

Q8: How easy is it for you to contact us by telephone or email?

Answered: 383 Skipped: 4



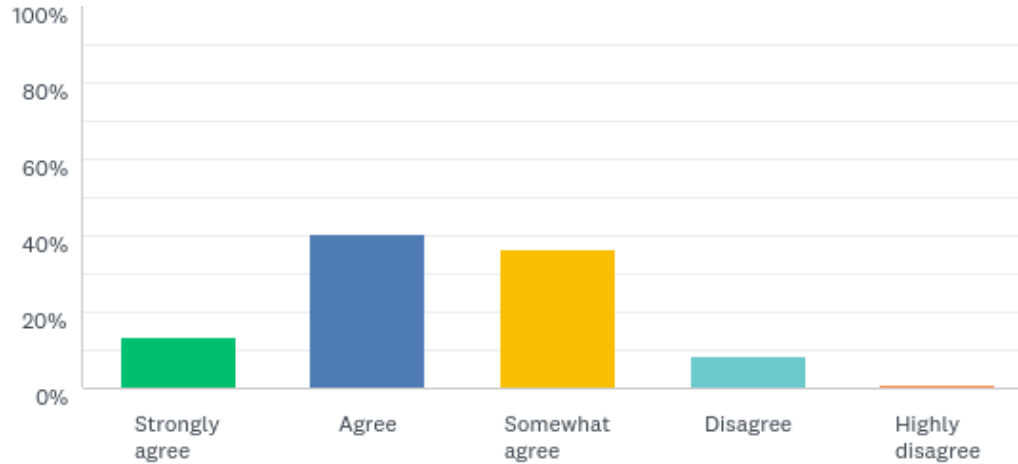
Q8: How easy is it for you to contact us by telephone or email?

Answered: 383 Skipped: 4

ANSWER CHOICES	RESPONSES	
Very easy	32.11%	123
Easy	44.39%	170
Neither easy or not easy	18.02%	69
Not easy	5.48%	21
TOTAL		383

Q9: Contacting dapaanz has got easier over the last 12 months

Answered: 379 Skipped: 8



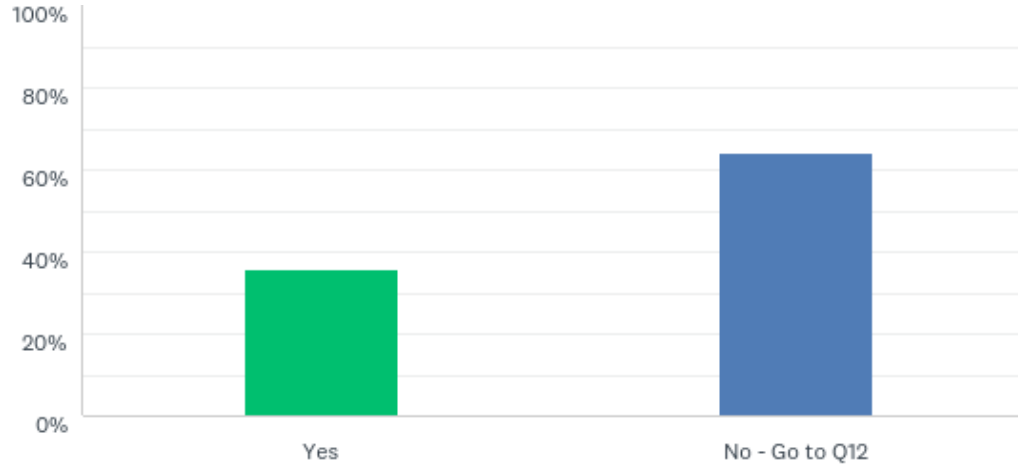
Q9: Contacting dapaanz has got easier over the last 12 months

Answered: 379 Skipped: 8

ANSWER CHOICES	RESPONSES	
Strongly agree	13.46%	51
Agree	40.63%	154
Somewhat agree	36.68%	139
Disagree	8.44%	32
Highly disagree	0.79%	3
TOTAL		379

Q10: Have you attended Cutting Edge Conference in the past 2 years?

Answered: 383 Skipped: 4



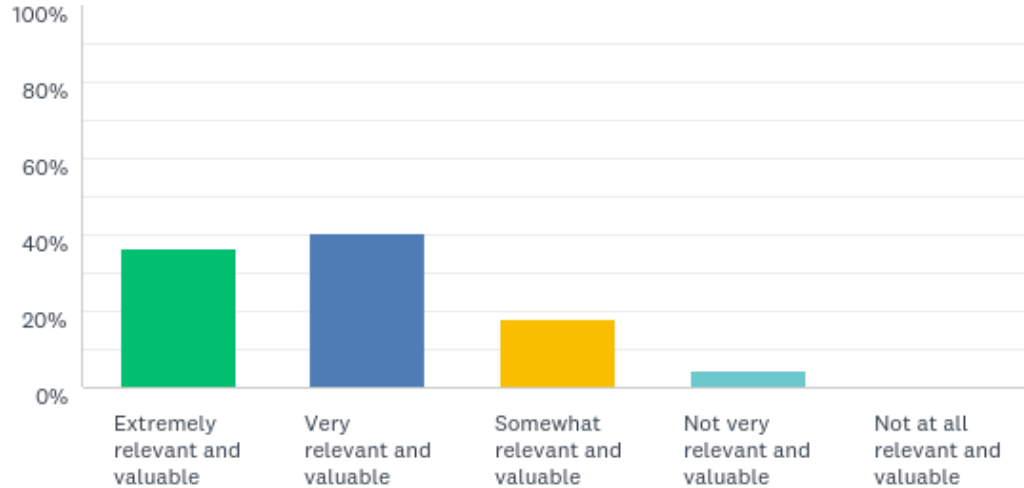
Q10: Have you attended Cutting Edge Conference in the past 2 years?

Answered: 383 Skipped: 4

ANSWER CHOICES	RESPONSES	
Yes	35.77%	137
No - Go to Q12	64.23%	246
TOTAL		383

Q11: Do you find Cutting Edge is relevant and valuable?

Answered: 159 Skipped: 228



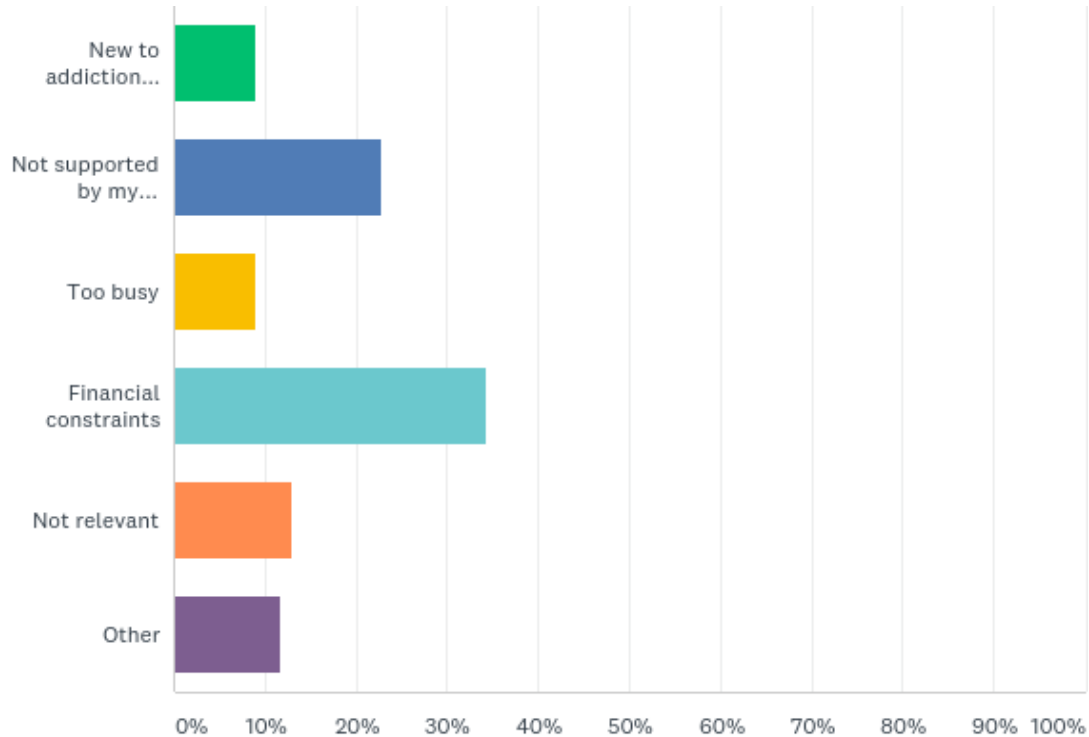
Q11: Do you find Cutting Edge is relevant and valuable?

Answered: 159 Skipped: 228

ANSWER CHOICES	RESPONSES	
Extremely relevant and valuable	36.48%	58
Very relevant and valuable	40.25%	64
Somewhat relevant and valuable	18.24%	29
Not very relevant and valuable	4.40%	7
Not at all relevant and valuable	0.63%	1
TOTAL		159

Q12: Which best describes why you have not attended Cutting Edge?

Answered: 341 Skipped: 46



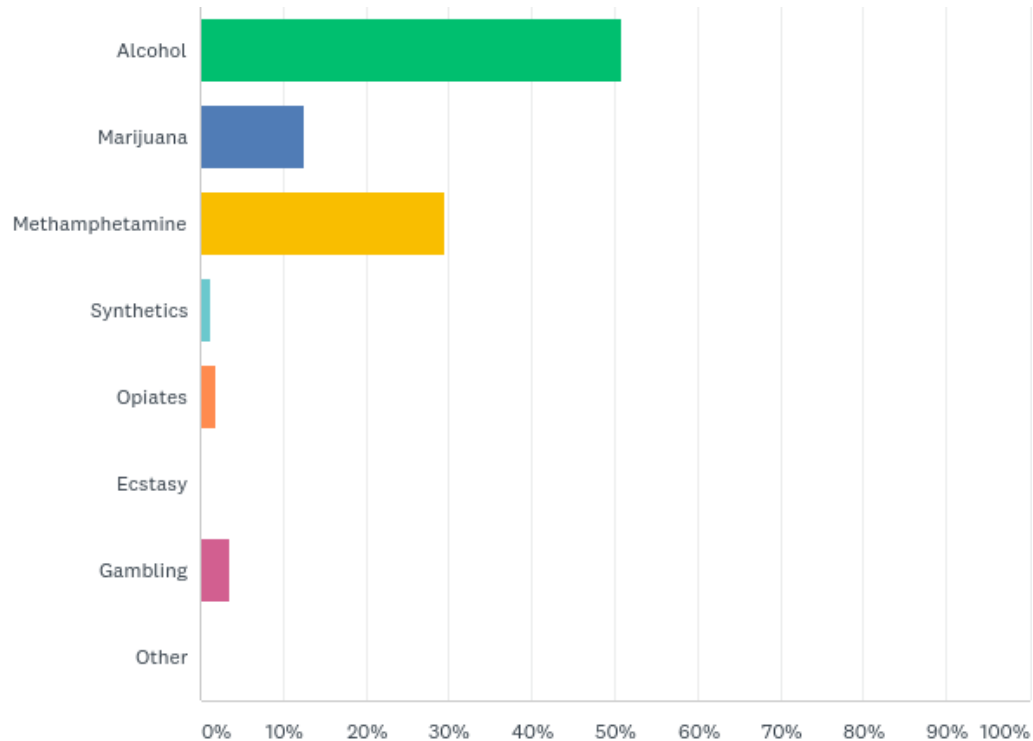
Q12: Which best describes why you have not attended Cutting Edge?

Answered: 341 Skipped: 46

ANSWER CHOICES	RESPONSES	
New to addiction sector	9.09%	31
Not supported by my organisation to do so	22.87%	78
Too busy	9.09%	31
Financial constraints	34.31%	117
Not relevant	12.90%	44
Other	11.73%	40
TOTAL		341

Q13: If you work in addiction treatment, what is the primary substance your clients present with?

Answered: 375 Skipped: 12



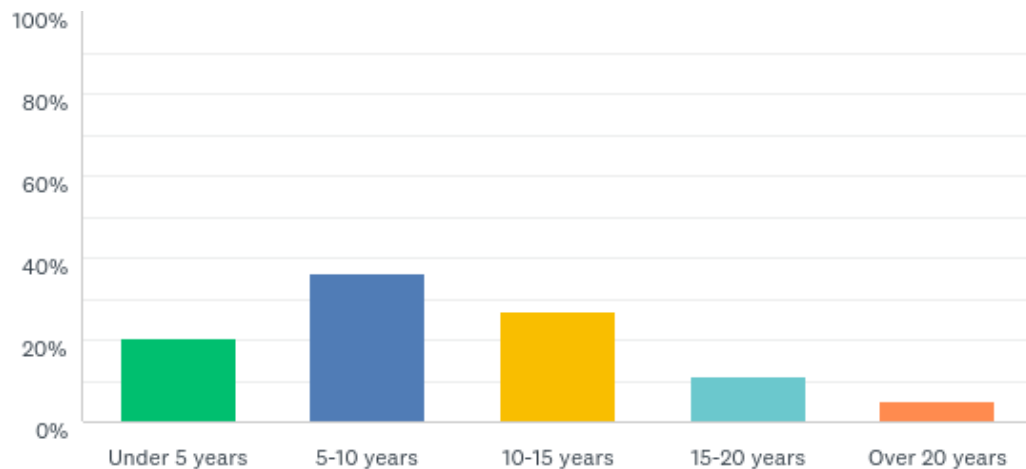
Q13: If you work in addiction treatment, what is the primary substance your clients present with?

Answered: 375 Skipped: 12

ANSWER CHOICES	RESPONSES	
Alcohol	50.93%	191
Marijuana	12.53%	47
Methamphetamine	29.60%	111
Synthetics	1.33%	5
Opiates	1.87%	7
Ecstasy	0.00%	0
Gambling	3.47%	13
Other	0.27%	1
TOTAL		375

Q14: What is the reported duration of your clients use of the above substance/gambling?

Answered: 362 Skipped: 25



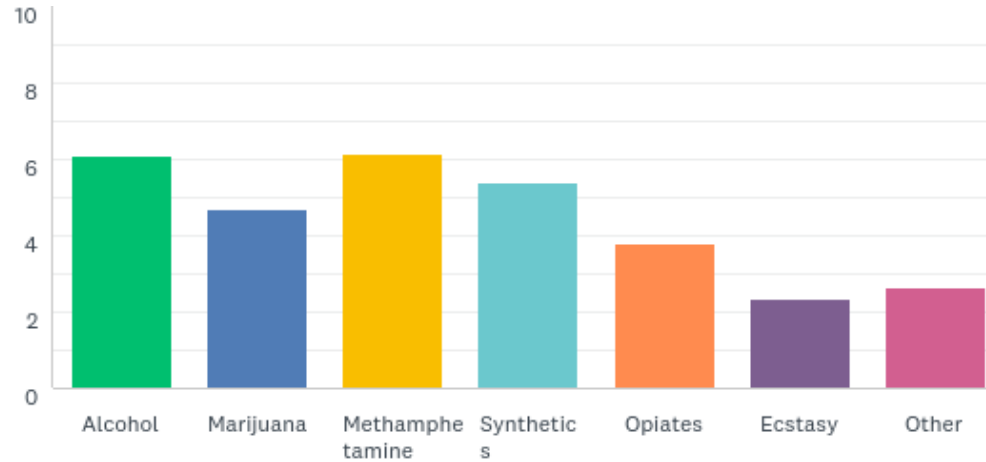
Q14: What is the reported duration of your clients use of the above substance/gambling?

Answered: 362 Skipped: 25

ANSWER CHOICES	RESPONSES	
Under 5 years	20.44%	74
5-10 years	36.46%	132
10-15 years	26.80%	97
15-20 years	11.33%	41
Over 20 years	4.97%	18
TOTAL		362

Q15: What are the 3 substances (in order), that you are most concerned about?

Answered: 381 Skipped: 6



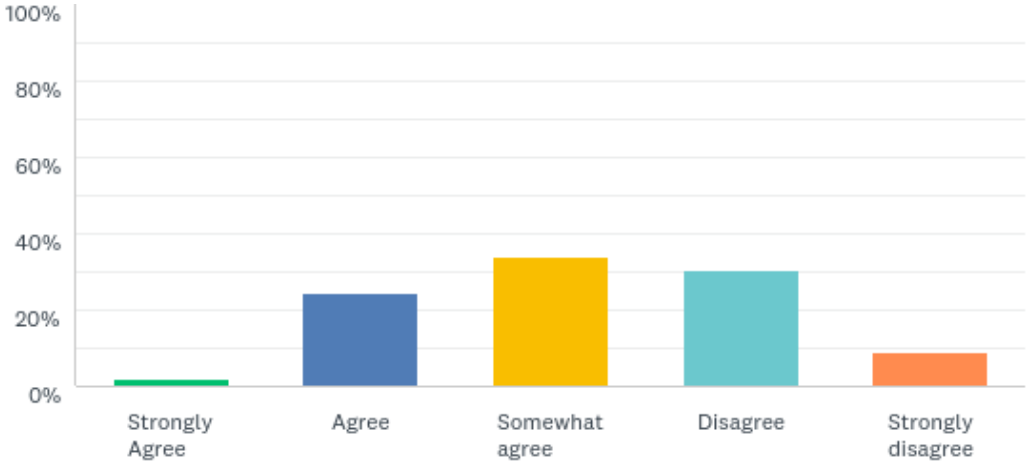
Q15: What are the 3 substances (in order), that you are most concerned about?

Answered: 381 Skipped: 6

	1	2	3	4	5	6	7	TOTAL	SCORE
Alcohol	46.41% 168	25.97% 94	23.76% 86	1.93% 7	0.28% 1	0.55% 2	1.10% 4	362	6.10
Marijuana	4.57% 9	24.37% 48	40.10% 79	13.20% 26	8.12% 16	6.09% 12	3.55% 7	197	4.72
Methamphetamine	41.97% 149	37.46% 133	15.21% 54	3.94% 14	0.28% 1	1.13% 4	0.00% 0	355	6.14
Synthetics	13.60% 37	31.62% 86	41.91% 114	7.72% 21	3.31% 9	0.74% 2	1.10% 3	272	5.38
Opiates	1.75% 2	6.14% 7	19.30% 22	25.44% 29	37.72% 43	8.77% 10	0.88% 1	114	3.79
Ecstasy	0.00% 0	2.22% 2	3.33% 3	3.33% 3	17.78% 16	63.33% 57	10.00% 9	90	2.33
Other	6.02% 5	4.82% 4	16.87% 14	2.41% 2	10.84% 9	6.02% 5	53.01% 44	83	2.63

Q17: Have you seen dapaanz in the media or advocating on your behalf?

Answered: 383 Skipped: 4



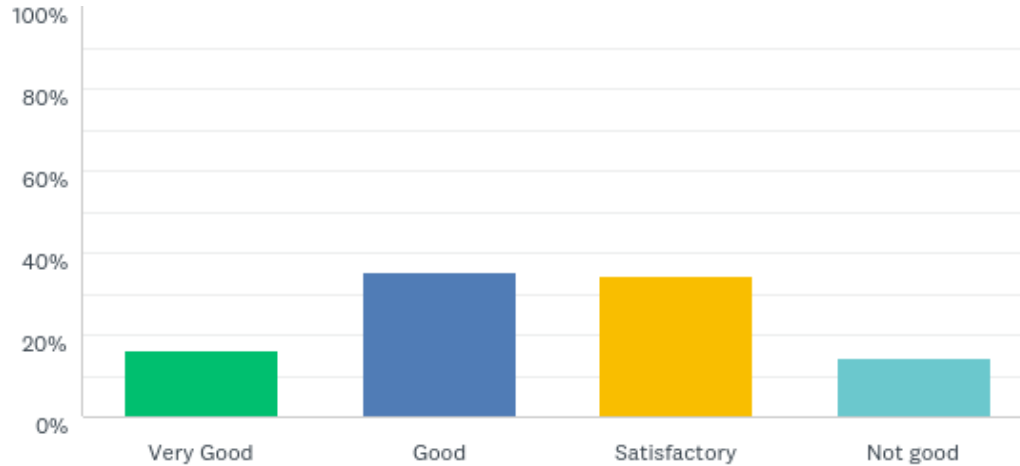
Q17: Have you seen dapaanz in the media or advocating on your behalf?

Answered: 383 Skipped: 4

ANSWER CHOICES	RESPONSES	
Strongly Agree	2.09%	8
Agree	24.28%	93
Somewhat agree	33.94%	130
Disagree	30.55%	117
Strongly disagree	9.14%	35
TOTAL		383

Q18: How would you rate dapaanz's advocacy for the addiction sector?

Answered: 380 Skipped: 7



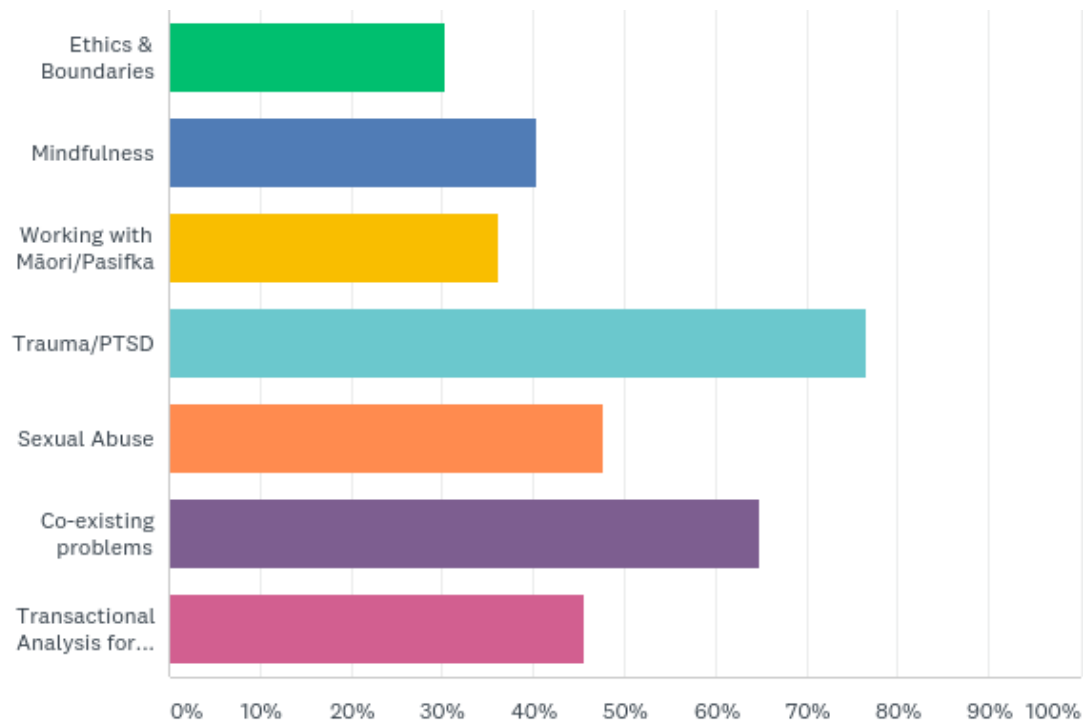
Q18: How would you rate dapaanz's advocacy for the addiction sector?

Answered: 380 Skipped: 7

ANSWER CHOICES	RESPONSES	
Very Good	16.05%	61
Good	35.26%	134
Satisfactory	34.21%	130
Not good	14.47%	55
TOTAL		380

Q19: What workshops/training you would be interested in attending?

Answered: 367 Skipped: 20



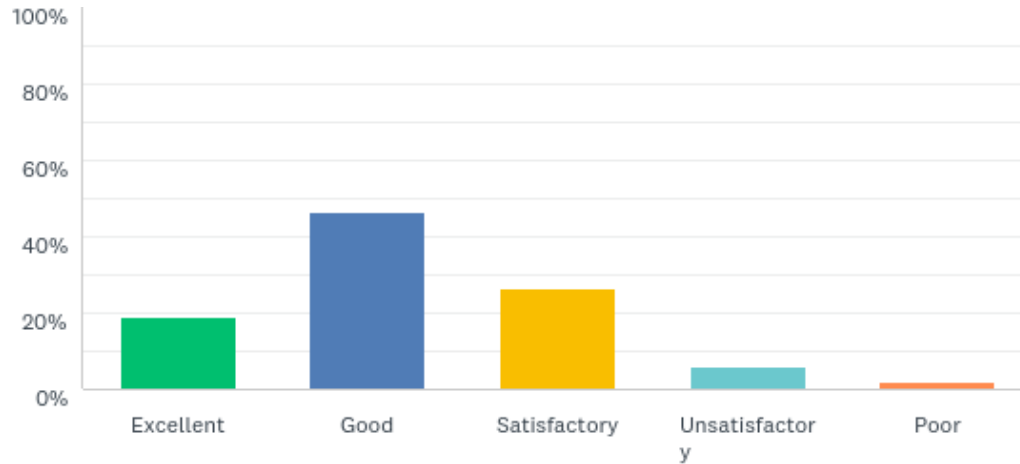
Q19: What workshops/training you would be interested in attending?

Answered: 367 Skipped: 20

ANSWER CHOICES	RESPONSES	
Ethics & Boundaries	30.25%	111
Mindfulness	40.33%	148
Working with Māori/Pasifka	36.24%	133
Trauma/PTSD	76.57%	281
Sexual Abuse	47.68%	175
Co-existing problems	64.85%	238
Transactional Analysis for addiction practitioners	45.50%	167
Total Respondents: 367		

Q20: Overall how would you rate the services dapaanz provides its members?

Answered: 384 Skipped: 3



Q20: Overall how would you rate the services dapaanz provides its members?

Answered: 384 Skipped: 3

ANSWER CHOICES	RESPONSES	
Excellent	19.01%	73
Good	46.61%	179
Satisfactory	26.30%	101
Unsatisfactory	5.99%	23
Poor	2.08%	8
TOTAL		384